


The Beef Brief

K TO 2ND GRADE ACTIVITY NEWSLETTER

For almost 500 years, the cattle industry has contributed significantly to Florida's economy and natural resources. Multi-generational family ranches have cared for the land, provided jobs for many residents and contributed greatly to communities.

Reading A Brand

There are a few different ways to read the name of a brand:

Left to right:  BQ is read as Bar BQ.

Top to Bottom:  is read as Rail Road.

Outside to inside:  is read as Box ER.


Parts of a Brand



"J"



Half Circle J




Circle J



Tumbling J



Half Diamond J




Box J



Lazy J



Bar J



Diamond J

Create Your Own Brand

Livestock branding has been going on for thousands of years, probably longer. According to historians, an ancient Egyptian tomb painting depicting a cattle roundup and branding from 2700 BC is the earliest record of livestock branding that has been found. When cattle came across the Atlantic to our state so did cattle branding and it is a tool the Seminole Tribe continued. Before fences weaved across the state, cattle roamed free and grazed big areas of land in Florida. Ranchers used brands to tell their cattle apart. The brands included letters, shapes, or pictures to mark ownership of the cattle. Today, brands are still used, but there are different ways to form a brand, hot branding, freeze branding and tattoos. Brands have their own language.

Information Courtesy of the FL State Fair Authority



1. _____

2. _____

3. _____



4. _____

5. _____

6. _____



7. _____

8. _____

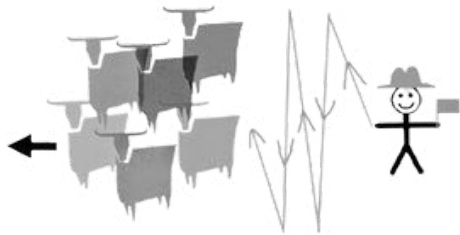
9. _____

Safe Cattle Handling

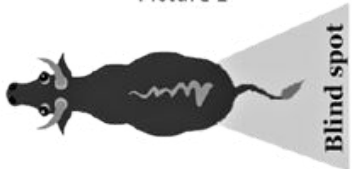
It is very important to know how to safely approach, lead, and herd cattle!

Tips and trick

- Cattle like to stay together; they hate being separated from their friends!
- It is best to move cattle in large groups! The best way is seen in Picture 1. Moving in a zigzag pattern behind the herd is the easiest and safest way to move them!
- Do not stand right behind cattle! They have a blind spot, which makes it so they cannot see directly behind them, just like us! (see Picture 2).
- When leading a single animal with a halter, always stand to the left of the animal's head!

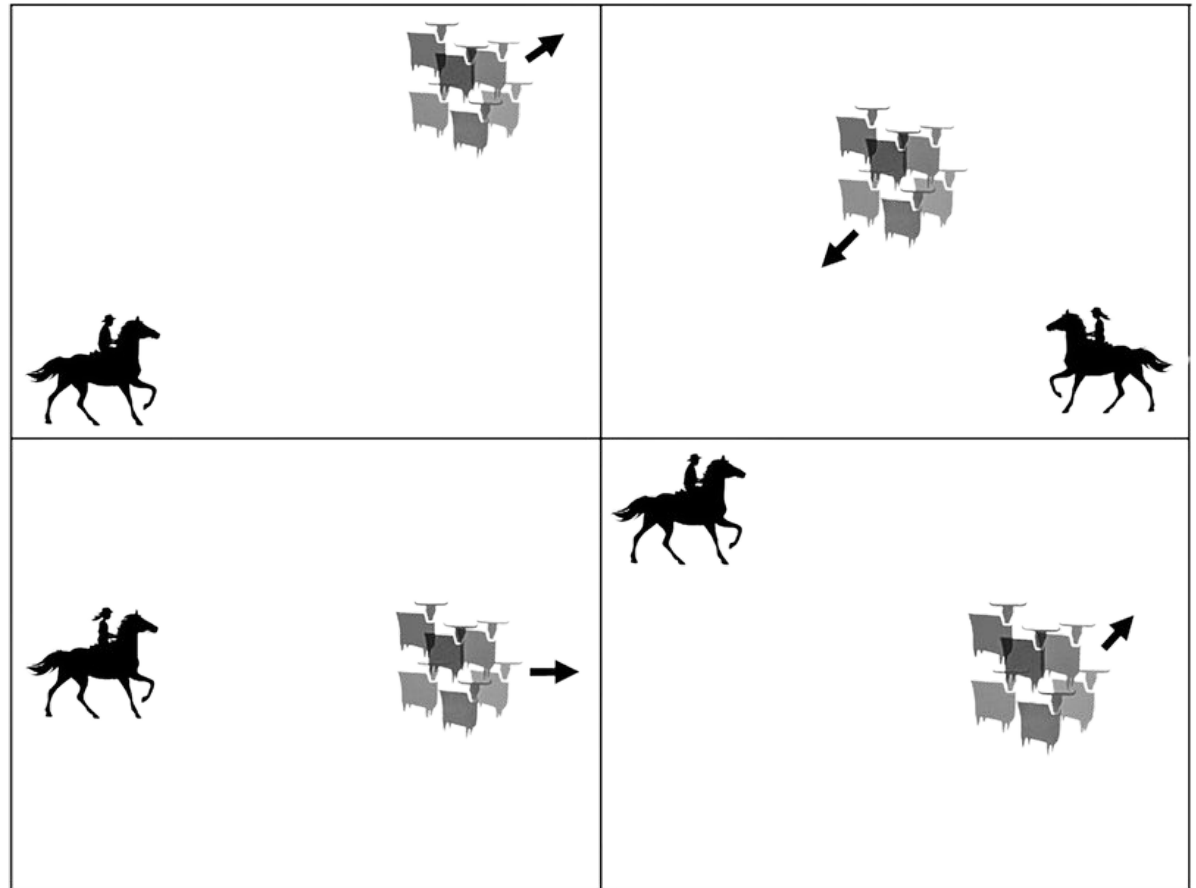


Picture 1



Picture 2

Draw arrows or lines to show how the cowhand should move to get the cattle herd to go in the direction of the arrow!



**All
Shapes
And
Sizes**

Just like most animals, cattle come in all shapes and sizes. Use your creativity and imagination to create your own cattle breed.

Decorate this cow with any supplies that your teacher provides. Some ideas include crayons, markers, colored pencils, paint, glitter, rhinestones, googly eyes, etc.



**FLORIDA
Agriculture
IN THE CLASSROOM**